

# AWI WOOLGROWER MENU

## RESOURCES TO SUPPORT YOU AND YOUR BUSINESS

UPDATED NOVEMBER 2019



PRODUCTIVITY	<b>LIFETIME EWE MANAGEMENT</b> - Ewe nutrition for optimal productivity	●	●	●
	<b>PICKING PERFORMER EWES</b> - Selection options for optimal performance	●	●	
	<b>RAMPING UP REPRO</b> - Prepare a ram team for joining	●	●	
	<b>WINNING WITH WEANERS</b> - Set them up for lifetime productivity	●	●	
	<b>FOUNDATIONS OF SHEEP &amp; WOOL PRODUCTION</b> - Sheep, what to do & when	●	●	
	<b>LIFTING LAMBING RATES</b> - Minimise lamb losses	●	●	
	<b>BREEDING &amp; SELECTION</b> - Set & achieve breeding objectives	●	●	
	<b>SHEEP IN A CROPPING ENTERPRISE</b> - Benefits & effective integration	●	●	
MANAGEMENT	<b>FLYSTRIKE CONTROL</b> - Management options & research	●	●	
	<b>PAIN RELIEF</b> - Management options & research	●	●	
	<b>PARABOSS: LICE, FLIES, WORMS</b> - Local programs & decision tools	●	●	
	<b>BIOSECURITY &amp; SHEEP DISEASES</b> - Prevention & management strategies	●	●	
	<b>DROUGHT &amp; CONTAINMENT FEEDING</b> - Options, preparedness & resilience	●	●	
	<b>PRICE RISK MANAGEMENT</b> - Key considerations & decisions	●	●	
LAND, WATER, PASTURE	<b>PASTURE, WEED &amp; SOIL MANAGEMENT</b> - Optimise dry matter production	●	●	
	<b>PEST ANIMAL MANAGEMENT</b> - Research, baiting & coordination	●	●	●
	<b>FEED ASSESSMENT &amp; BUDGETING</b> - Optimise feed & stocking rates	●	●	
	<b>GRAIN AND GRAZE</b> - Enterprise mix & feedbase options	●	●	
	<b>EVERGRAZE</b> - More livestock from perennials	●	●	
	<b>WATER</b> - Enhancing quality, quantity & reliability	●		

PUBLICATIONS/  
ONLINE

PRESENTATION

WORKSHOP


FACILITATED  
GROUP

EDUCATION








PEOPLE & BUSINESS

<b>WOOL MARKET INTELLIGENCE</b> - Market insights & demand indicators	 
<b>SHEEP INFRASTRUCTURE</b> - Shed & yard design	 
<b>NUFFIELD SCHOLARSHIP</b> - Travel to study & better the industry	
<b>BREEDING LEADERSHIP</b> - Personal & business development	
<b>NATIONAL MERINO CHALLENGE</b> - Industry knowledge, skills & networks	
<b>YOUNG FARMING CHAMPIONS</b> - Advocate the Australian wool industry	
<b>SOCIAL LICENCE</b> - Active industry promotion & advocacy	 
<b>KEY PROFIT DRIVERS &amp; COST OF PRODUCTION</b> - Enterprise performance & efficiencies	 
<b>SHEARING &amp; WOOLHANDLING</b> - Personalised in-shed skill development	 

TECHNOLOGY &  
OTHER RESOURCES

<b>AWI SMART TAGS</b> - Real time monitoring & research	
<b>FARMERS2FOUNDERS</b> - Entrepreneurial technology opportunities	 
<b>WOOL HARVESTING TECHNOLOGY</b> - Automated shearing industry research	
<b>WOOLQ</b> - Digital opportunities for the wool industry	 
<b>MERINO LIFETIME PRODUCTIVITY</b> - Long-term genetic evaluation	 
<b>MAKING MORE FROM SHEEP</b> - Business & production best practice package	

WOOLGROWER  
COMMUNICATIONS

<b>AWI ON-FARM PROGRAM UPDATES</b> - Sheep production, science & technology	
<b>AWI OFF-FARM PROGRAM UPDATES</b> - Textile innovations & marketing	
<b>WWW.WOOLMARKLEARNINGCENTRE.COM</b> - Farm to fashion learning platform	 
<b>WWW.WOOL.COM</b> - Australian Wool Innovation online	
<b>WWW.WOOLMARK.COM</b> - The Woolmark Company online	
<b>AWI COMMUNICATIONS</b> - Subscribe and follow to stay informed	

CONTACT THE AWI WOOLGROWER NETWORK IN YOUR STATE AT [WWW.WOOL.COM/NETWORKS](http://WWW.WOOL.COM/NETWORKS)  
OR AWI HELPLINE 1800 070 099

**AUSTRALIAN WOOL INNOVATION - SUPPORTING THE WORLD'S BEST WOOLGROWERS.**